

# FLAT TOP TOWER CRANE



**208-362-3602**

**Specifications:**




- ▶ Max jib length: 213.3 ft
- ▶ Capacity at max length: 4,189 lbs
- ▶ Max capacity: 17,637 lbs

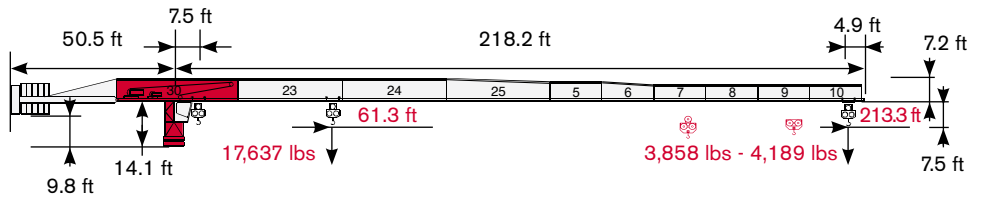
[office@boisecrane.com](mailto:office@boisecrane.com)

**WORKS FOR YOU.™**




# LOAD DIAGRAM

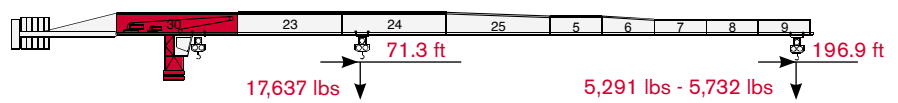
Lastkurven · Courbes de charges · Curvas de cargas · Diagramma di portata


		
30 AFC 40	A (7,716 lbs)	B (1,764 lbs)
5	5	3






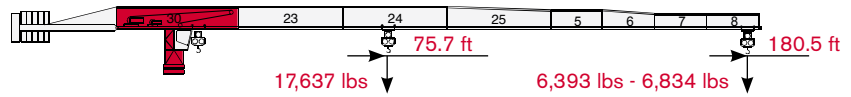
	32.8 ft	49.2 ft	65.6 ft	82 ft	98.4 ft	114.8 ft	131.2 ft	147.6 ft	164.1 ft	180.5 ft	196.9 ft	213.3 ft		
 8,818 lbs →	114.7 ft	lbs	8,818	8,818	8,818	8,818	8,818	8,818	7,540	6,570	5,798	5,159	4,630	4,189
 8,818 lbs →	111.6 ft	lbs	8,818	8,818	8,818	8,818	8,818	8,510	7,253	6,261	5,467	4,828	4,299	3,858
 17,637 lbs →	61.3 ft	lbs	17,637	17,637	16,314	12,632	10,229	8,510	7,253	6,261	5,467	4,828	4,299	3,858

		
30 AFC 40	A (7,716 lbs)	B (1,764 lbs)
5	5	3






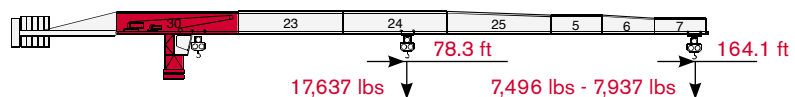
	32.8 ft	49.2 ft	65.6 ft	82 ft	98.4 ft	114.8 ft	131.2 ft	147.6 ft	164.1 ft	180.5 ft	196.9 ft		
 8,818 lbs →	136.3 ft	lbs	8,818	8,818	8,818	8,818	8,818	8,818	8,047	7,121	6,371	5,732	
 8,818 lbs →	130.2 ft	lbs	8,818	8,818	8,818	8,818	8,818	8,730	7,584	6,658	5,908	5,291	
 17,637 lbs →	71.3 ft	lbs	17,637	17,637	17,637	15,058	12,214	10,229	8,730	7,584	6,658	5,908	5,291

		
30 AFC 40	A (7,716 lbs)	B (1,764 lbs)
5	5	2




	32.8 ft	49.2 ft	65.6 ft	82 ft	98.4 ft	114.8 ft	131.2 ft	147.6 ft	164.1 ft	180.5 ft		
 8,818 lbs →	144.8 ft	lbs	8,818	8,818	8,818	8,818	8,818	8,818	8,620	7,628	6,834	
 8,818 lbs →	138.5 ft	lbs	8,818	8,818	8,818	8,818	8,818	8,818	8,179	7,187	6,393	
 17,637 lbs →	75.7 ft	lbs	17,637	17,637	17,637	16,116	13,118	10,979	9,392	8,179	7,187	6,393

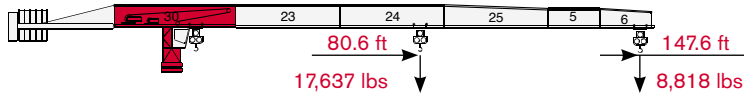
		
30 AFC 40	A (7,716 lbs)	B (1,764 lbs)
5	5	1





	32.8 ft	49.2 ft	65.6 ft	82 ft	98.4 ft	114.8 ft	131.2 ft	147.6 ft	164.1 ft		
 8,818 lbs →	149.7 ft	lbs	8,818	8,818	8,818	8,818	8,818	8,818	8,818	7,937	
 8,818 lbs →	143.3 ft	lbs	8,818	8,818	8,818	8,818	8,818	8,818	8,510	7,496	
 17,637 lbs →	78.3 ft	lbs	17,637	17,637	17,637	16,733	13,625	11,420	9,789	8,510	7,496

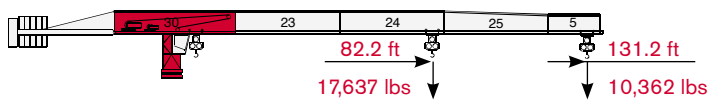
# CTT 181B1-8 TS21

	A (7,716 lbs)	B (1,764 lbs)
30 AFC 40	4	4




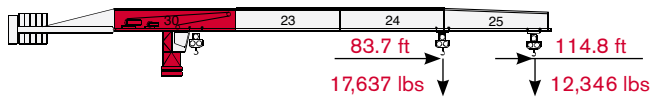
			<b>32.8 ft</b>	<b>49.2 ft</b>	<b>65.6 ft</b>	<b>82 ft</b>	<b>98.4 ft</b>	<b>114.8 ft</b>	<b>131.2 ft</b>	<b>147.6 ft</b>				
	<b>8,818 lbs</b> →	147.6 ft	<b>lbs</b>	8,818	8,818	8,818	8,818	8,818	8,818	8,818				
	<b>17,637 lbs</b> →	80.6 ft	<b>lbs</b>	17,637	17,637	17,637	17,306	14,088	11,817	10,119	8,818			

	A (7,716 lbs)	B (1,764 lbs)
30 AFC 40	4	2



			<b>32.8 ft</b>	<b>49.2 ft</b>	<b>65.6 ft</b>	<b>82 ft</b>	<b>98.4 ft</b>	<b>114.8 ft</b>	<b>131.2 ft</b>					
	<b>8,818 lbs</b> →	131.2 ft	<b>lbs</b>	8,818	8,818	8,818	8,818	8,818	8,818					
	<b>17,637 lbs</b> →	82.2 ft	<b>lbs</b>	17,637	17,637	17,637	17,637	14,418	12,081	10,362				

	A (7,716 lbs)	B (1,764 lbs)
30 AFC 40	4	1



			<b>32.8 ft</b>	<b>49.2 ft</b>	<b>65.6 ft</b>	<b>82 ft</b>	<b>98.4 ft</b>	<b>114.8 ft</b>						
	<b>8,818 lbs</b> →	114.8 ft	<b>lbs</b>	8,818	8,818	8,818	8,818	8,818						
	<b>17,637 lbs</b> →	83.7 ft	<b>lbs</b>	17,637	17,637	17,637	17,637	14,705	12,346					

# TOWER

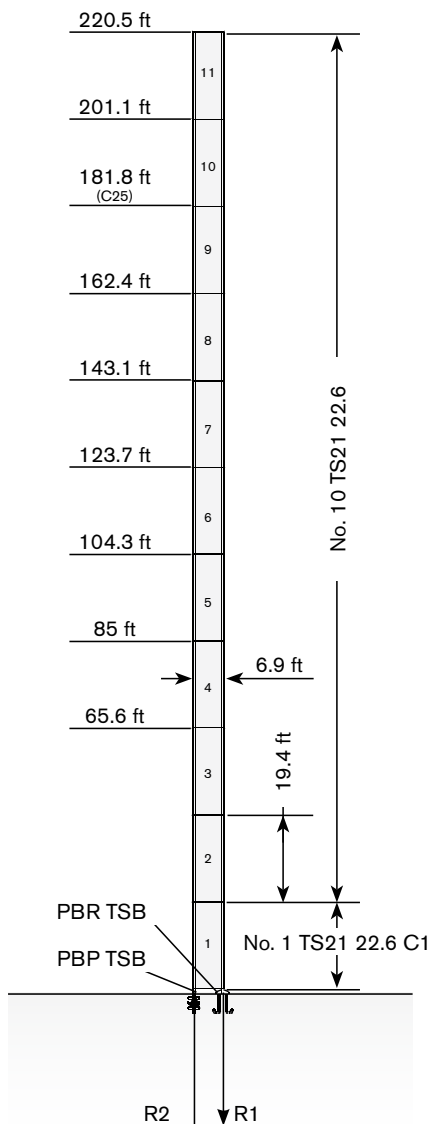
Turn · Tour · Torre · Torre

Standard Configurations · Standardkonfiguration ·


Standard Implantations · Implantaciones Standard · Installazioni Standard

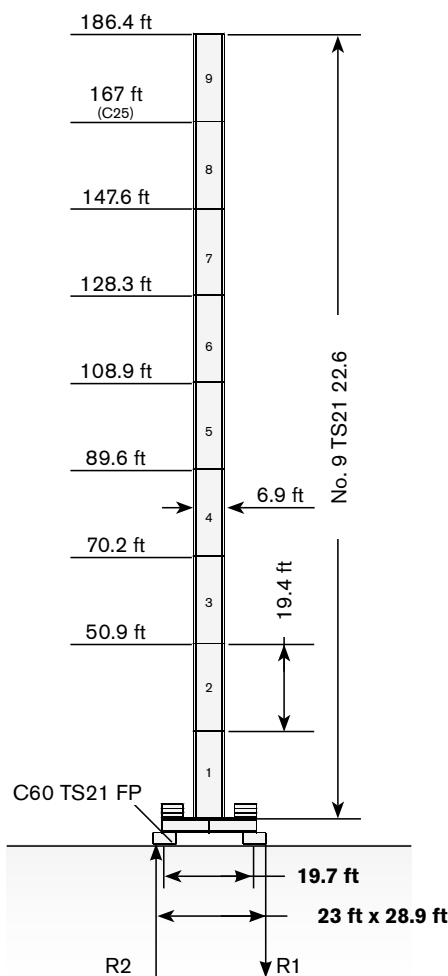
Tower: TS21 & Basement: R3

	●	◊
R1	-1510 kN	-2020 kN
R2	1120 kN	1690 kN
	483 kN	




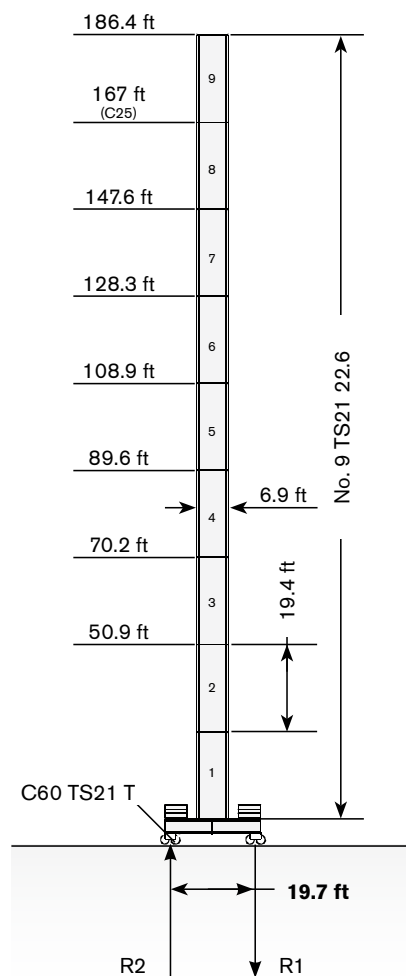
Tower: TS21 & Basement: FP3

	●	◊
R1	-900 kN	-970 kN
R2	0	0
	563 kN	



Tower: TS21 & Basement: T3


	●	◊
R1	-900 kN	-970 kN
R2	0	0
	563 kN	




Max. under hook height · Höchstes Hakenhöhe · Hauteur maxi. sous crochet · Maxima altura bajo gancho · Altezza max. sotto gancio

Different heights and tower combinations are available; please consult us · Andere Höhen und Turmkombinationen auf Anfrage · Différentes hauteurs et combinaisons de tour sont disponibles; nous consulter · Hay diferentes alturas y combinaciones de torre disponibles. Consúltenos · Altezze diverse e combinazioni di torre sono disponibili; consultateci


**Tower: TS21 & Basement: F4**

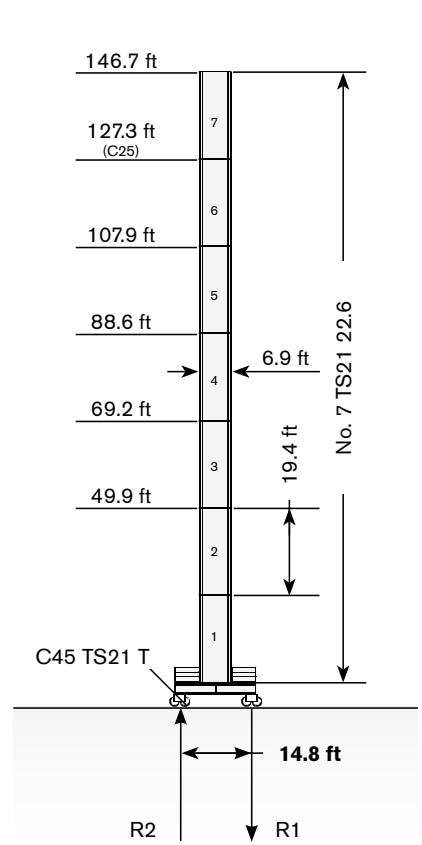
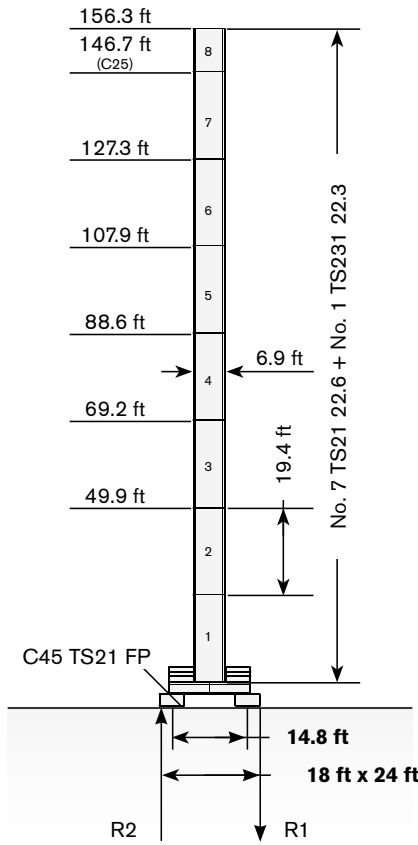
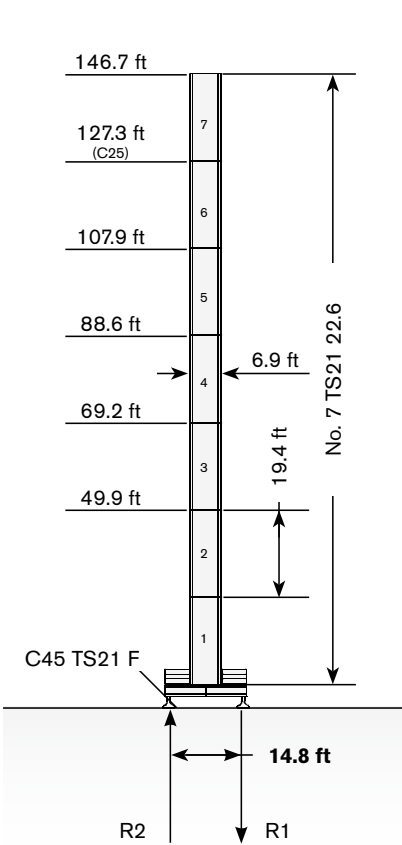
	●	◊
<b>R1</b>	-950 kN	-800 kN
<b>R2</b>	0	-56 kN
	493 kN	

**Tower: TS21 & Basement: FP4**

	●	◊
<b>R1</b>	-950 kN	-842 kN
<b>R2</b>	0	0
	483 kN	




**Tower: TS21 & Basement: T4**

	●	◊
<b>R1</b>	-950 kN	-800 kN
<b>R2</b>	0	-66 kN
	493 kN	







## Antriebe · Mécanismes · Mecanismos · Meccanismi

## Power supply · Stromversorgung · Alimentation · Suministro eléctrico · Alimentazione

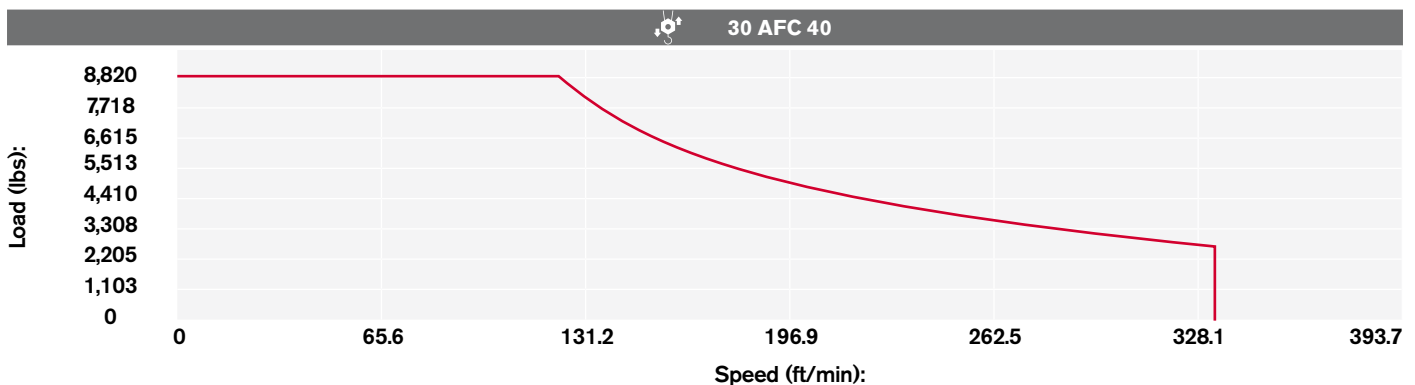
	30 AFC 40	 70 kVA*	 400V - 50Hz / 460V - 60Hz	 2000/14/CE modificata
---	-----------	---	---	---

\* Crane without travelling equipment – Three movements simultaneous at 90% · Krane ohne Schienenfahren – Drei gleichzeitige Bewegungen mit 90% · Grue sans translation – Trois mouvements simultanés à 90% · Grúa sin traslación – Tres movimientos contemporáneos hechos al 90% · Gru senza traslazione – Tre movimenti contemporanei al 90%





## Hoisting · Heben · Levage · Elevación · Sollevamento

		lbs	m/min	kW		
	30 AFC 40 D2 F11 LB (Variant)		8,818	0 → 9.8	30	1,673.3 ft
			8,818	9.8 → 32.8		
			8,818	32.8 → 121.4		
			5,247	121.4 → 216.5		
			4,101	216.5 → 331.4		
			17,637	0 → 4.9		
			17,637	4.9 → 16.4		
			17,637	16.4 → 60.7		
			10,494	60.7 → 108.3		
			8,201	108.3 → 165.4		


## Hoisting Speed · Heben Geschwindigkeit · Vitesse de Levage · Velocidad de Elevación · Velocità' di Sollevamento



## Additional Specifications · Weitere Leistungsdaten · Spécifications additionnelles · Otras prestaciones · Altre movimentazioni

	DVF 3 4 d2 (Variant)	0 → 19.7 → 105 → 210 ft/min	4 kW
	SSR 2 2 65	0.7 r.p.m. (50Hz) / 0.84 r.p.m. (60Hz)	2 x 47.9 ft-lb
	TAD 2RP 2M4	0 → 78.7 ft/min	2 x 4 kW
	TAD 2RG 4M3	0 → 78.7 ft/min	4 x 3 kW



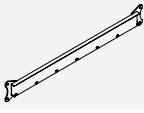
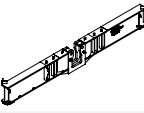
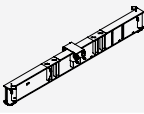
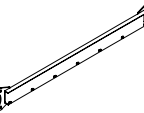
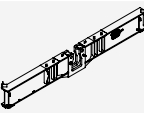
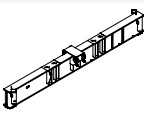
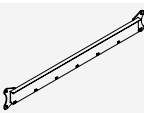





Tower height max.

		T3	T4
	TAD 2RP 2M4	128.3 ft	107.9 ft
	TAD 2RG 4M3	> 128.3 ft	> 107.9 ft











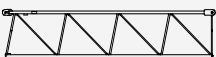
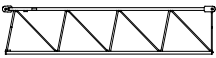
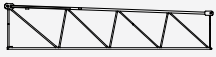






# TRANSPORTATION

Transport · Transport · Conducción · Trasporto

## Packing list

CTT 181B1-8/TS21	DESCRIPTION · BESCHREIBUNG · DESCRIPTION · DESCRIPCIÓN · DESCRIZIONE	LENGTH · LÄNGE · LONGUEUR · LONGITUD · LUNGHEZZA	WIDTH · BREITE · LARGEUR · ANCHURA · LARGHEZZA	HEIGHT · HÖHE · HAUTEUR · ALTURA · ALTEZZA	QUANTITY · MENGE · QUANTITÉ · CANTIDAD · QUANTITÀ	WEIGHT · GEWICHT · POIDS · PESO · PESO
	BEAM "A" FOR UNDERCARRIAGE C45	22.3 ft	1.3 ft	3.6 ft	1	5,954 lbs
	BEAM "B" FOR UNDERCARRIAGE C45	22.3 ft	2.3 ft	3 ft	1	5,954 lbs
	CROSSBEAMS FOR UNDERCARRIAGE C45	14.4 ft	0.4 ft	1.8 ft	2	507 lbs
	BEAM "A" FOR UNDERCARRIAGE C45 TS21-TS16	22.3 ft	1.3 ft	3.3 ft	1	6,218 lbs
	BEAM "B" FOR UNDERCARRIAGE C45 TS21-TS16	22.3 ft	2.5 ft	2.6 ft	1	5,777 lbs
	CROSSBEAMS UNDERCARRIAGE C45 TS21-TS16	14.4 ft	0.4 ft	1.8 ft	2	507 lbs
	"A" BEAM FOR UNDERCARRIAGE C60	29.2 ft	1.3 ft	3.6 ft	1	7,938 lbs
	"B" BEAM FOR UNDERCARRIAGE C60	29.2 ft	2.3 ft	3 ft	1	7,938 lbs
	CROSSBEAM FOR UNDERCARRIAGE C60	19.4 ft	2 ft	0.7 ft	2	992 lbs
	TS21 22.3 TOWER SECTION	6.9 ft	6.9 ft	9.8 ft	1	3,047 lbs*
	TS21 22.3 C2 TOWER SECTION	6.9 ft	6.9 ft	9.8 ft	1	3,175 lbs*
	TS21 22.6 TOWER SECTION	6.9 ft	6.9 ft	9.6 ft	1	5,623 lbs*
	TS21 22.6 C1 TOWER SECTION	6.9 ft	6.9 ft	19.5 ft	1	6,174 lbs*
	TS21 22.6 C2 TOWER SECTION	6.9 ft	6.9 ft	19.5 ft	1	5,757 lbs*

# CTT 181B1-8 TS21

CTT 181B-8/TS21	DESCRIPTION · BESCHREIBUNG · DESCRIPTION · DESCRIPCIÓN · DESCRIZIONE	LENGTH · LÄNGE · LONGUEUR · LONGITUD · LUNGHEZZA	WIDTH · BREITE · LARGEUR · ANCHURA · LARGHEZZA	HEIGHT · HÖHE · HAUTEUR · ALTURA · ALTEZZA	QUANTITY · MENGE · QUANTITÉ · CANTIDAD · QUANTITÀ	WEIGHT · GEWICHT · POIDS · PESO · PESO
	SLEWING UNIT COMPLETE TS21	8.2 ft	6.6 ft	15 ft	1	15,435 lbs
	SLEWING UNIT COMPLETE H20	8.2 ft	7.5 ft	16.4 ft	1	16,207 lbs
	CAB	6.6 ft	4.3 ft	8.2 ft	1	1,433 lbs
	COUNTERJIB COMPLETE	31.8 ft	4.4 ft	2.6 ft	1	4,939 lbs
	JIB POINT SECTION	3 ft	4.3 ft	3.6 ft	1	154 lbs
	JIB SECTION-22 COMPLETE (TROLLEY AND HOIST BLOCK)	39 ft	6.6 ft	9.2 ft	1	14,994 lbs**
	JIB SECTION-22 COMPLETE	39 ft	5.4 ft	7.9 ft	1	13,451 lbs**
	JIB TROLLEY AND HOIST BLOCKS	4.4 ft	5.2 ft	3 ft	1	1,594 lbs
	HOIST WINCH 30AFC40	4.9 ft	2.9 ft	5.9 ft	1	2,426 lbs
	BALLAST BASKET	3.9 ft	2.5 ft	8.9 ft	1	584 lbs
	JIB SECTION-23	33.8 ft	3.6 ft	7.2 ft	1	4,765 lbs
	JIB SECTION-24	33.8 ft	3.6 ft	7.2 ft	1	3,638 lbs
	JIB SECTION-25	33.8 ft	3.6 ft	6 ft	1	3,087 lbs
	JIB SECTION-5	17.1 ft	3.6 ft	5.9 ft	1	1,169 lbs
	JIB SECTION-6	17.1 ft	3.6 ft	5.9 ft	1	1,125 lbs
	JIB SECTION-7	17.1 ft	3.6 ft	4.3 ft	1	992 lbs
	JIB SECTION-8	17.1 ft	3.6 ft	4.3 ft	1	904 lbs
	JIB SECTION-9	17.1 ft	3.6 ft	4.3 ft	1	684 lbs
	JIB SECTION-10	17.1 ft	3.6 ft	4.3 ft	1	551 lbs

\* Inclusive of ladder, ladder support and protection, platform

\*\* rope excluded

**WORKS FOR YOU.™**